



# Series 223G

## 4.8x3.0mm Compact Tactile Switch

- Surface mount terminal configurations
- Compatible with IR reflow and manual soldering



### Ordering Information

Series	Terminal Type	Actuating Direction	Actuator Height "L"	Actuator Force	Packaging	Mounting
223G	M	S	A	A	R	K
	↓	↓	↓	↓	↓	↓
	Code					
	Spec.					
	M					
	Surface mount					
		Code				
		Spec.				
		S				
		Side				
			Code			
			Spec.			
			A			
			1.7mm			
				Code		
				Spec.		
				A		
				160 gf		
					Code	
					Spec.	
					R	
					Tape & reel packaging	
						Code
						Spec.
						Blank
						No bracket
						K
						With bracket

Notes: Contact CTS for other common features not listed.

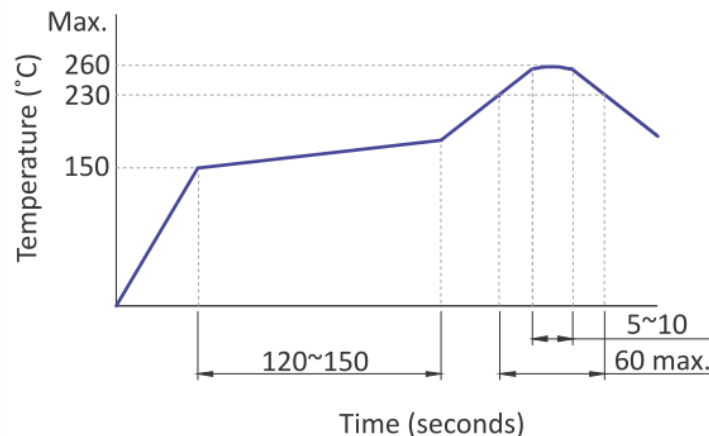
### Electrical Specifications

Parameter	Conditions & Remarks	Min	Max	Unit
Contact Resistance			100	milliohms
Insulation Resistance	Between insulated terminals	100		Megohms
Dielectric Strength	1 minute between adjacent switches		250	VAC
Nonswitching Rating			20 or 15	mA or VDC

### Mechanical and Environmental

Soldering	Maximum reflow temperature, 260°C for 5 seconds Maximum manual temperature, 350°C for 3 seconds
RoHS	Lead-Free. Fully compliant to RoHS Directive 2011/65/EU and 2015/863/EU
Operating Force	160±50 gf
Actuation Life	200,000 cycles
Actuator Strength	5 Kgf maximum
Travel	0.15±0.1 mm
Packaging	Standard tape and reel packaging
Operating Temperature Range	-40°C to +85°C
Storage Temperature Range	-40°C to +85°C

### Soldering Profile



Mechanical Specifications

Figure 1 – 223G..., Surface Mount, Without Bracket

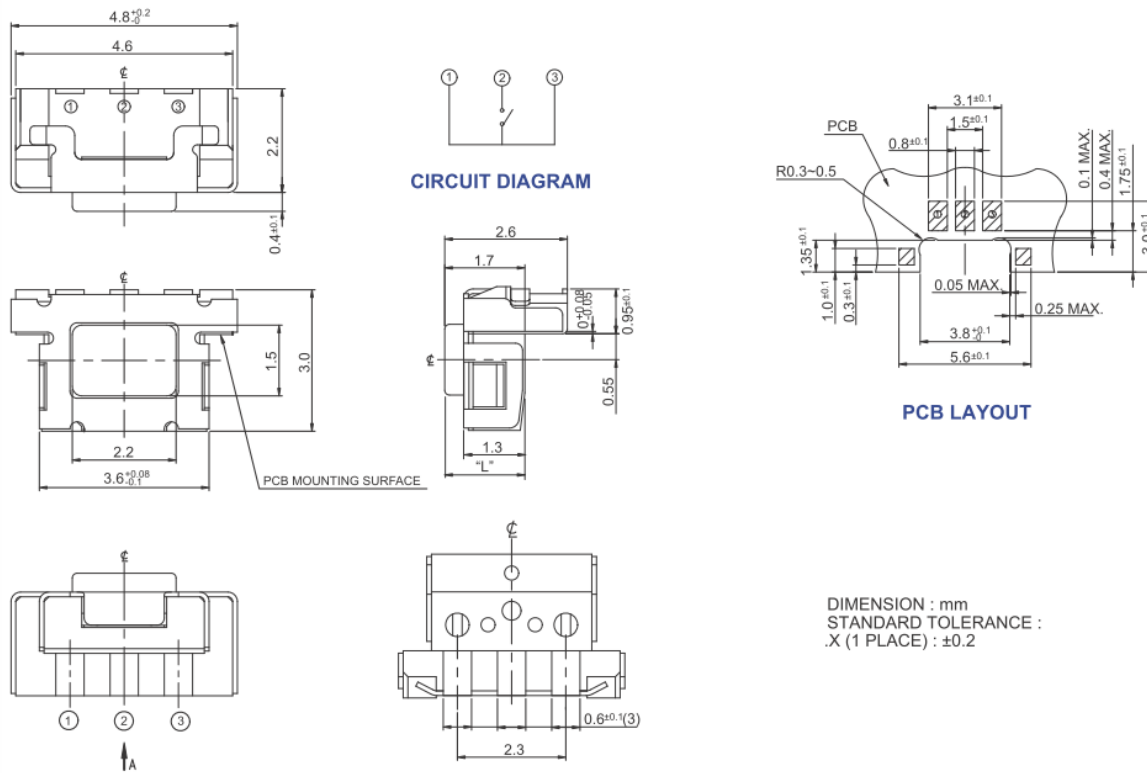
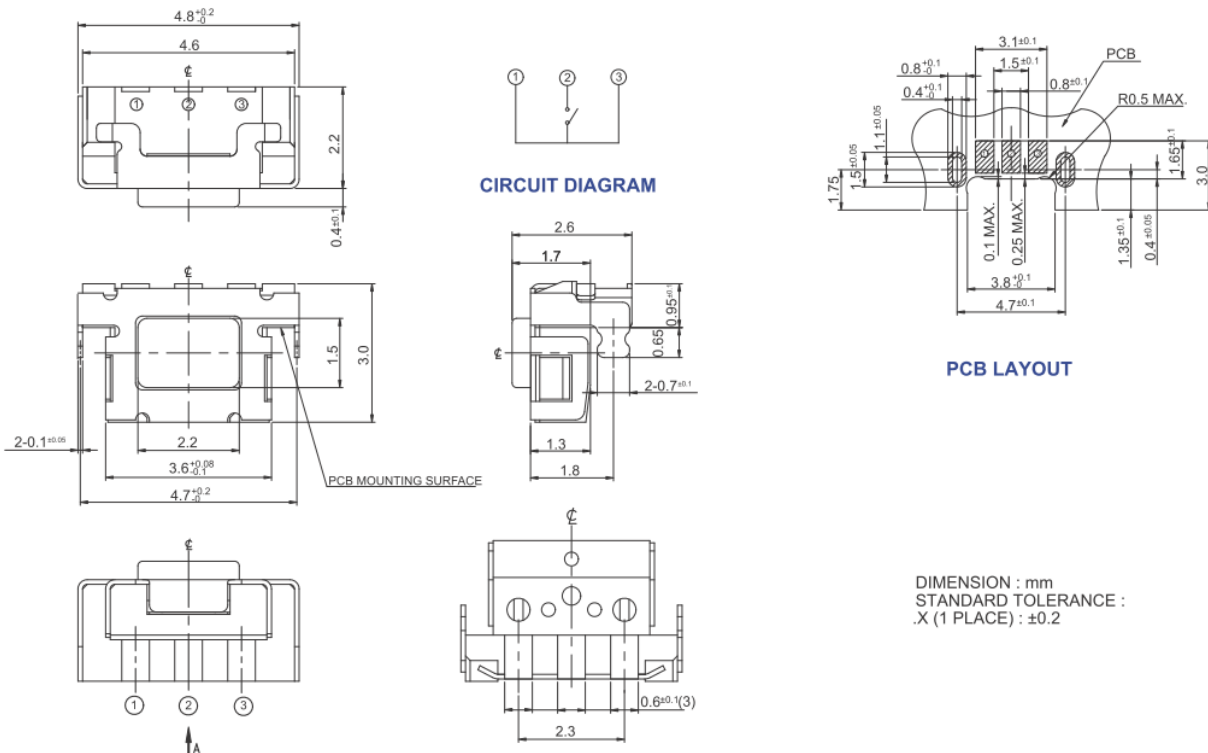


Figure 2 – 223G...K, Surface Mount, With Bracket

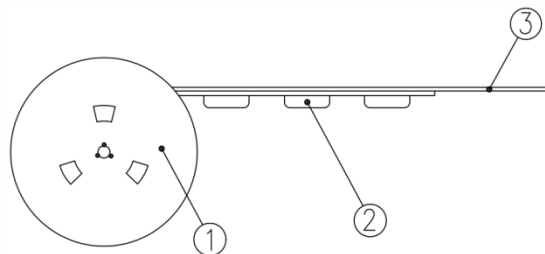


Packing: Tape and Reel

Surface Mount, With/Without Bracket

The packing specifications:

1. Structure and materials :



③	COVER TAPE	POLYESTER
②	CARRIER TAPE	POLYSTYRENE
①	REEL	POLYSTYRENE
NO.	PARTS NAME	MATERIALS

2. Packing quantity : 2,500 pcs/reel
3. More than 10 empty pockets should remain at each end of the carrier tape for each reel.
4. Shortage less than 10 pcs a reel is acceptable but no more than 3 consecutive empty pockets are allowed.
5. Stripping strength of cover tape is between 10 gf to 70 gf and stripping angle should be within 165°~180°.
6. The product in the pocket of carrier tape should be placed in a specified correct position.
7. Tape and reel per EIA-481
8. Dimensions :

